

# JOURNEY TRIO


## THREE PERSON TENT

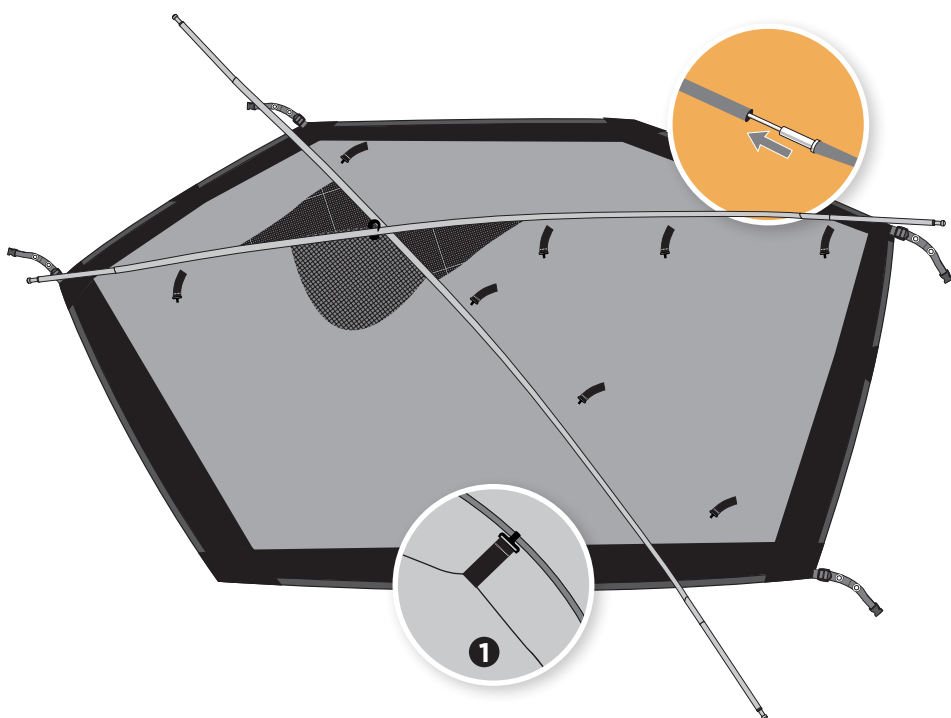


## Assembly Instructions

2 Silver Tipped Poles 

1 Orange Tipped Pole 

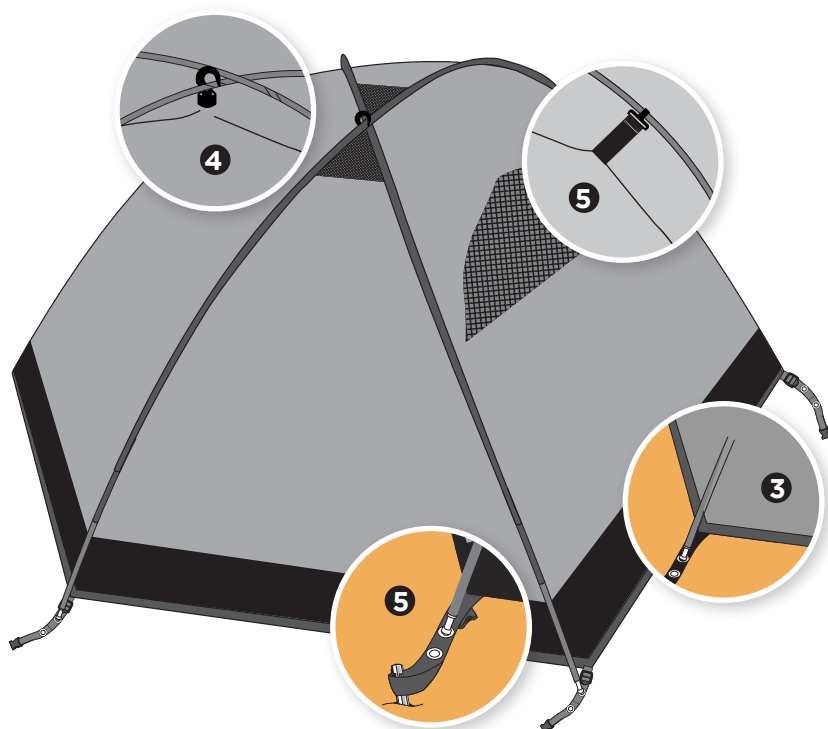
14 Alloy Stakes 



Lay out the footprint before erecting the tent. Unroll the inner tent and locate the pole bag, separate the poles, clip the sections together making continuous poles. The poles are held together by elastic.

### Pole Placement

1. Clip the inner tent to the silver tipped pole with the black plastic clips.
2. Clip the inner tent to the other silver tipped pole with the black plastic clips.



3. Insert the pole ends into the grommets in the corresponding webbing straps.
4. Clip the two silver tipped poles together with the large clip on hook.
5. When all the pole ends are inserted into the grommets take the ultralight alloy stakes included with the Journey Trio, stake down the corners with the webbing straps. Add additional stakes to other stake points as required.
6. At this stage the Journey Trio can be used as a stand alone insect shelter, if so desired.

# JOURNEY TRIO

## THREE PERSON TENT



## Assembly Instructions

7. Take out the fly (Outer Tent) unfold and lay out. Drape the fly over the main body matching up the door and foot area, connect the two with the velcro loops.
8. When the inner tent is connected with the fly, click all the side release buckles together.
9. Insert the orange tipped pole into the orange trimmed edging
10. To gain access unzip the fly and inner tent zips.
11. When happy with the set-up, further stabilisation is achieved by pegging out the guy lines. This is essential in windy conditions.



### WARNING:

KEEP ALL FLAME AND HEAT SOURCES AWAY FROM THIS TENT FABRIC. THIS TENT MEETS THE FLAMMABILITY REQUIREMENTS OF CPAI-84. THE FABRIC MAY BURN IF LEFT IN CONTINUOUS CONTACT WITH ANY FLAME SOURCE. THE APPLICATION OF ANY FOREIGN SUBSTANCE TO THE TENT FABRIC MAY RENDER THE FLAME-RESISTANT PROPERTIES INEFFECTIVE.

THIS TENT MEETS THE FLAMMABILITY REQUIREMENTS OF ISO6941 / (EN5912).

Snugpak® products are exclusively distributed in North & South America by:  
**PROFORCE EQUIPMENT, INC.**  
3230 Executive Way - Miramar, FL 33025  
Ph: 305.436.7984 / 800.259.5962  
[WWW.PROFORCEEQUIPMENT.COM](http://WWW.PROFORCEEQUIPMENT.COM)

[WWW.SNUGPAKUSA.COM](http://WWW.SNUGPAKUSA.COM)