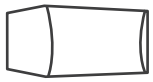


# JOURNEY SOLO

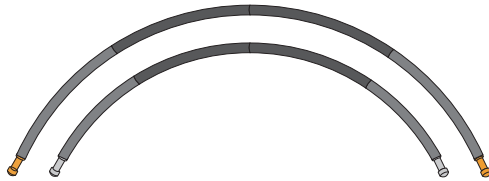
## ONE PERSON TENT



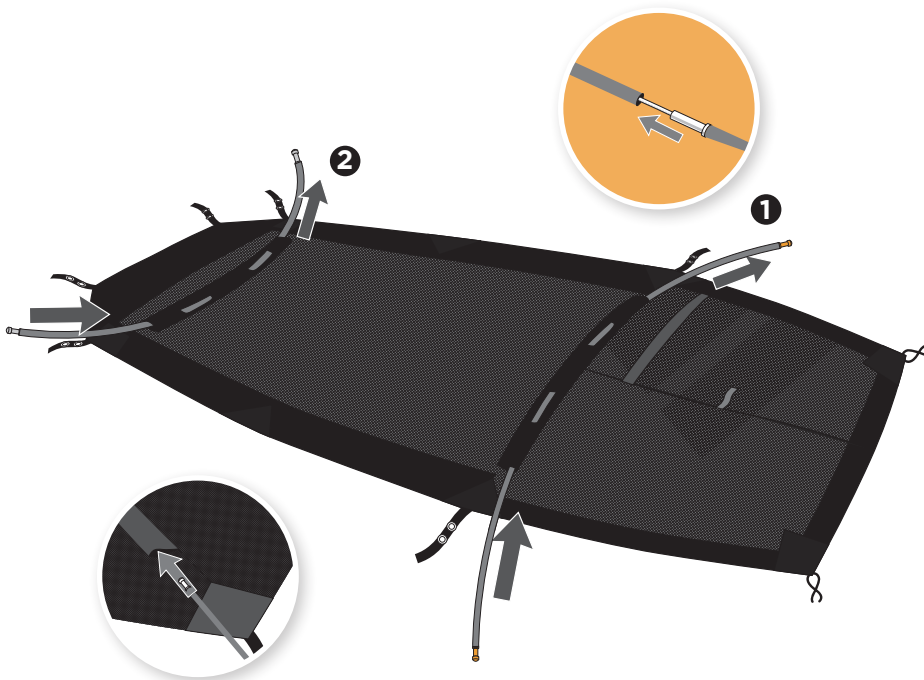
### Assembly Instructions

1 Curved Orange Tipped Pole

1 Curved Silver Tipped Pole



19 Alloy Stakes

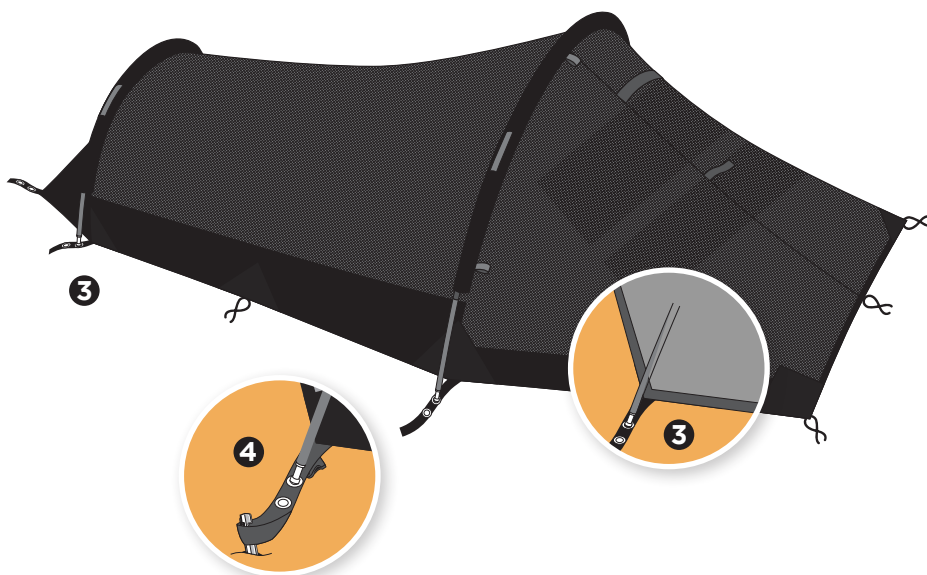


Lay out the footprint before erecting the tent.

Unroll the tent, locate the pole bag, separate the poles, clip the sections together making continuous poles. The poles are held together by elastic.

#### Pole Placement

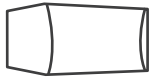
1. Insert the orange tipped pole with orange section to orange trim edging.
2. Insert the silver tipped pole into pole channel sleeve 2.



3. Insert the pole ends into the grommets in the corresponding webbing straps.
4. When all the pole ends are inserted into the grommets take the ultralight alloy stakes included with the Journey Solo, stake down the corners through the webbing straps and elasticated loops. Add additional stakes to other stake points as required.
5. At this stage the Journey Solo can be used as a stand-alone insect shelter.

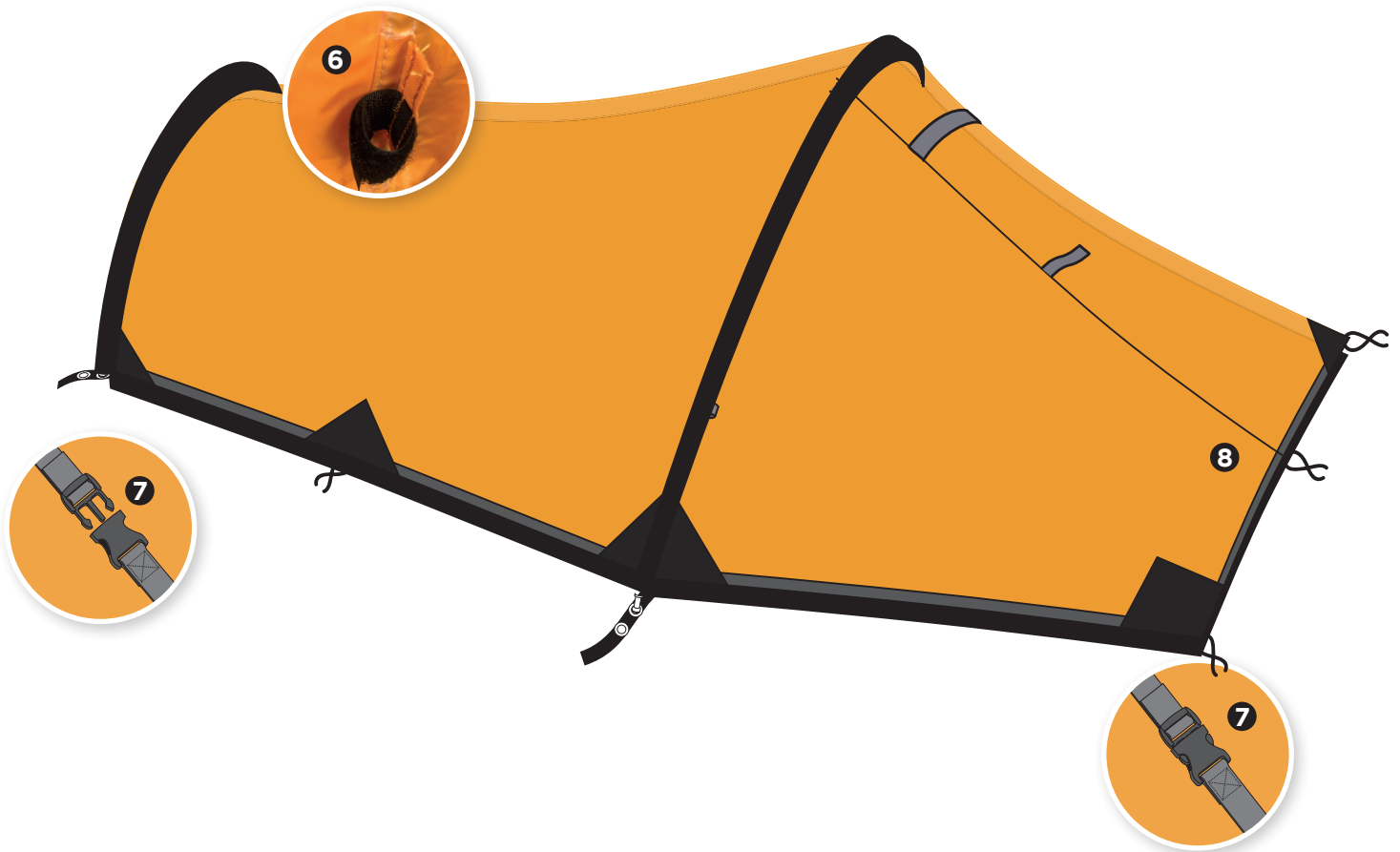
# JOURNEY SOLO

## ONE PERSON TENT



## Assembly Instructions

6. Take out the fly (Outer Tent) unfold and lay out. Drape the fly over the main body matching up the door and foot area, connect the two with the velcro loops.
7. When the inner tent is connected with the fly click all the side release buckles together.
8. To gain access unzip the fly and inner tent zips.
9. When happy with the set-up, further stabilisation is achieved by pegging out the guy lines. This is essential in windy conditions.



### WARNING:

KEEP ALL FLAME AND HEAT SOURCES AWAY FROM THIS TENT FABRIC. THIS TENT MEETS THE FLAMMABILITY REQUIREMENTS OF CPAI-84. THE FABRIC MAY BURN IF LEFT IN CONTINUOUS CONTACT WITH ANY FLAME SOURCE. THE APPLICATION OF ANY FOREIGN SUBSTANCE TO THE TENT FABRIC MAY RENDER THE FLAME-RESISTANT PROPERTIES INEFFECTIVE.

THIS TENT MEETS THE FLAMMABILITY REQUIREMENTS OF ISO6941 / (EN5912).

Snugpak® products are exclusively distributed in North & South America by:  
**PROFORCE EQUIPMENT, INC.**  
3230 Executive Way - Miramar, FL 33025  
Ph: 305.436.7984 / 800.259.5962  
[WWW.PROFORCEEQUIPMENT.COM](http://WWW.PROFORCEEQUIPMENT.COM)

[WWW.SNUGPAKUSA.COM](http://WWW.SNUGPAKUSA.COM)